

PSHE RSE meeting

Key Stage 1

Aims of the meeting

- To give you an overview of what the Department of Education requires us to teach to all children (there is no parental opt out from the statutory requirements)
- To share how we deliver our Relationships and Health Education lessons and how they sit within our wider PSHE (Personal, Social, Health and Economic) Curriculum
- To enable you to ask us any questions

Statutory Legislation

“Today’s children are growing up in an increasingly complex world and living their lives seamlessly on and offline. This presents many positive and exciting opportunities, but also challenges and risks. In this environment, children need to know how to be safe and healthy, and how to manage their academic, personal and social lives in a positive way. This is why we have made Relationships Education compulsory in all primary schools.” DFE 2018

Are children too young to learn about different family relationships and about puberty and sex education?

- Children are never too young to learn about **respect**. We must ensure respect is fostered at a young age. We do not teach about sexual or romantic relationships in primary school, we focus on families and people who take care of us while recognising that families can and do look different.
- Children learn about puberty in years 5 and 6 because we know that some children are going through puberty changes at this time.
- Sex education is **not compulsory**, so if you do not want your child in this lesson in year 6 you **can withdraw** your child from this lesson.

PSHE and RSE at Loscoe C of E Primary school and Nursery

	Year 1	Year 2	Year 3	Year 4	Year 5	Year 6
Family and relationships	<ul style="list-style-type: none"> • Introduction to RSE • What is family? • What are friendships? • Family and friends help and support each other • Making friends • Friendship problems • Healthy Friendships 	<ul style="list-style-type: none"> • Introduction to RSE • Families offer stability and love • Families are all different • Managing friendships • Unhappy friendships • Valuing me • Manners & courtesy • Loss and change 	<ul style="list-style-type: none"> • Introduction to RSE • Healthy families • Friendships - conflict • Effective communication • Learning who to trust • Respecting differences • Stereotyping 	<ul style="list-style-type: none"> • Introduction to RSE • Respect & manners • Healthy friendships • My behaviour • Bullying • Stereotypes • Families in the wider world • Loss and change 	<ul style="list-style-type: none"> • Introduction to RSE • Build a friend • Resolving conflict • Respecting myself • Family life • Bullying 	<ul style="list-style-type: none"> • Introduction to RSE • Respect • Developing respectful relationships • Stereotypes • Bullying • Being me • Loss and change
Safety and the changing body	<ul style="list-style-type: none"> • Getting lost • Making a call to the emergency services • Asking for help • Appropriate contact • Medication • Safety at home • People who help to keep us safe 	<ul style="list-style-type: none"> • The Internet • Communicating online • Secrets and surprises • Appropriate contact • Road safety • Drug education 	<ul style="list-style-type: none"> • Basic first aid • Communicating safely online • Online safety • Fake emails • Drugs, alcohol & tobacco • Keeping safe out and about 	<ul style="list-style-type: none"> • Online restrictions • Share aware • Basic first aid • Privacy and secrecy • Consuming information online • The changing adolescent body (puberty) 	<ul style="list-style-type: none"> • Online friendships • Identifying online dangers • The changing adolescent body (puberty, including menstruation) • First aid • Drug education 	<ul style="list-style-type: none"> • Drugs alcohol & tobacco • First aid • Critical digital consumers • Social media • The changing adolescent body (puberty, conception, birth)
Health and wellbeing	<ul style="list-style-type: none"> • Wonderful me • What am I like? • Ready for bed • Relaxation • Hand washing & personal hygiene • Sun safety • Allergies • People who help us stay healthy 	<ul style="list-style-type: none"> • Experiencing different emotions • Being active • Relaxation • Steps to success • Growth mindset • Healthy diet • Dental health 	<ul style="list-style-type: none"> • My healthy diary • Relaxation • Who am I? • My superpowers • Breaking down barriers • Dental health 	<ul style="list-style-type: none"> • Diet and dental health • Visualisation • Celebrating mistakes • My role • My happiness • Emotions • Mental health 	<ul style="list-style-type: none"> • Relaxation • The importance of rest • Embracing failure • Going for goals • Taking responsibility for my feelings • Healthy meals • Sun safety 	<ul style="list-style-type: none"> • What can I be? • Mindfulness • Taking responsibility for my health • Resilience toolkit • Immunisation • Health concerns • Creating habits • The effects of technology on health

	Year 1	Year 2	Year 3	Year 4	Year 5	Year 6
Citizenship	<p>Responsibility</p> <ul style="list-style-type: none"> Rules Caring for others: Animals The needs of others <p>Community</p> <ul style="list-style-type: none"> Similar, yet different Belonging <p>Democracy</p> <ul style="list-style-type: none"> Democratic decisions 	<p>Responsibility</p> <ul style="list-style-type: none"> Rules beyond school Our school environment Our local environment <p>Community</p> <ul style="list-style-type: none"> Job roles in our local community Similar yet different: My local community <p>Democracy</p> <ul style="list-style-type: none"> School Council Giving my opinion 	<p>Responsibility</p> <ul style="list-style-type: none"> Rights of the child Rights and responsibilities Recycling <p>Community</p> <ul style="list-style-type: none"> Local community groups Charity <p>Democracy</p> <ul style="list-style-type: none"> Local democracy Rules 	<p>Responsibility</p> <ul style="list-style-type: none"> What are human rights? Caring for the environment <p>Community</p> <ul style="list-style-type: none"> Community groups Contributing Diverse communities <p>Democracy</p> <ul style="list-style-type: none"> Local councillors 	<p>Responsibility</p> <ul style="list-style-type: none"> Breaking the law Rights and responsibilities Protecting the planet <p>Community</p> <ul style="list-style-type: none"> Contributing to the community Pressure groups <p>Democracy</p> <ul style="list-style-type: none"> Parliament 	<p>Responsibility</p> <ul style="list-style-type: none"> Human rights Food choices and the environment Caring for others <p>Community</p> <ul style="list-style-type: none"> Prejudice and discrimination Valuing diversity <p>Democracy</p> <ul style="list-style-type: none"> National democracy
Economic wellbeing	<p>Money</p> <ul style="list-style-type: none"> Introduction to money Looking after money Banks and building societies Saving and spending <p>Career and aspirations</p> <ul style="list-style-type: none"> Jobs in school 	<p>Money</p> <ul style="list-style-type: none"> Where money comes from Needs and wants Wants and needs Looking after money <p>Career and aspirations</p> <ul style="list-style-type: none"> Jobs 	<p>Money</p> <ul style="list-style-type: none"> Ways of paying Budgeting How spending affects others Impact of spending <p>Career and aspirations</p> <ul style="list-style-type: none"> Jobs and careers Gender and careers 	<p>Money</p> <ul style="list-style-type: none"> Spending choices/ value for money Keeping track of money Looking after money <p>Career and aspirations</p> <ul style="list-style-type: none"> Influences on career choices Jobs for me 	<p>Money</p> <ul style="list-style-type: none"> Borrowing Income and expenditure Risks with money Prioritising spending <p>Career and aspirations</p> <ul style="list-style-type: none"> Stereotypes in the workplace 	<p>Money</p> <ul style="list-style-type: none"> Attitudes to money Keeping money safe Gambling <p>Career and aspirations</p> <ul style="list-style-type: none"> What jobs are available Career routes
Transition	1 lesson	1 lesson	1 lesson	1 lesson	1 lesson	1 lesson
Identity						<ul style="list-style-type: none"> What is identity Identity and body image

What does a typical lesson in Key Stage 1 look like?

Year 2: Safety and the changing body. Lesson 4:
Appropriate contact.



Learning objective

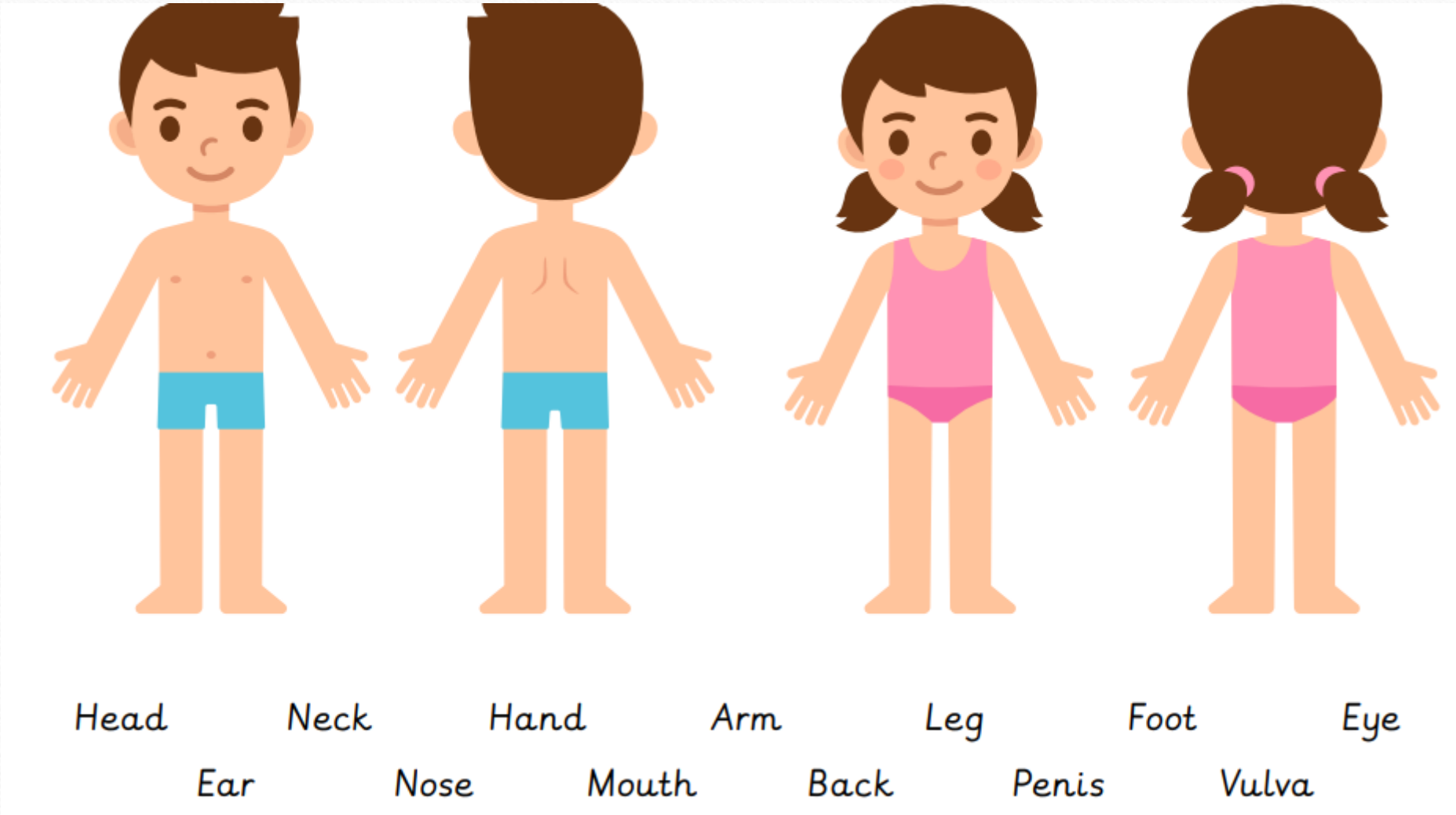
- ✓ To begin to understand the concept of privacy and the correct vocabulary for body parts.

Statutory guidance

Pupils should know:

- ✓ That each person's body belongs to them, and the differences between appropriate and inappropriate or unsafe physical, and other, contact.
- ✓ How to report concerns or abuse, and the vocabulary and confidence needed to do.





Head

Neck

Hand

Arm

Leg

Foot

Eye

Ear

Nose

Mouth

Back

Penis

Vulva

<https://video.link/w/M2HWc>

Example of resources used in lesson time.

Year 2- naming body parts including private parts.



NSPCC

EVERY CHILDHOOD IS WORTH FIGHTING FOR

The PANTS rules

PRIVATES ARE PRIVATE

ALWAYS REMEMBER YOUR
BODY BELONGS TO YOU

NO MEANS NO

TALK ABOUT SECRETS
THAT UPSET YOU

SPEAK UP, SOMEONE
CAN HELP

Design your own PANTS

